



上海现代制药股





CONTENTS

/ /
/

ESG / ESG / /
/ / /

/ / / /
/ /

/ / /
/


/ /
/


/ / /
/ /

/ /
/

/ /
/


// /





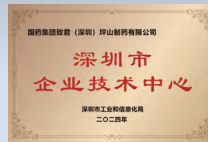







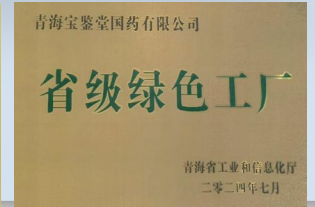
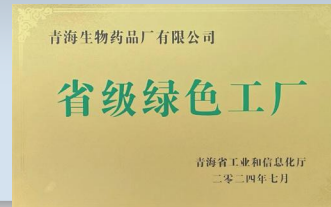
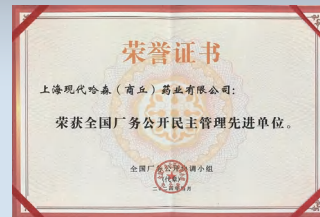
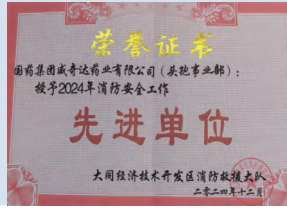



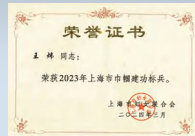





















/ ESG / ESG /
/ /














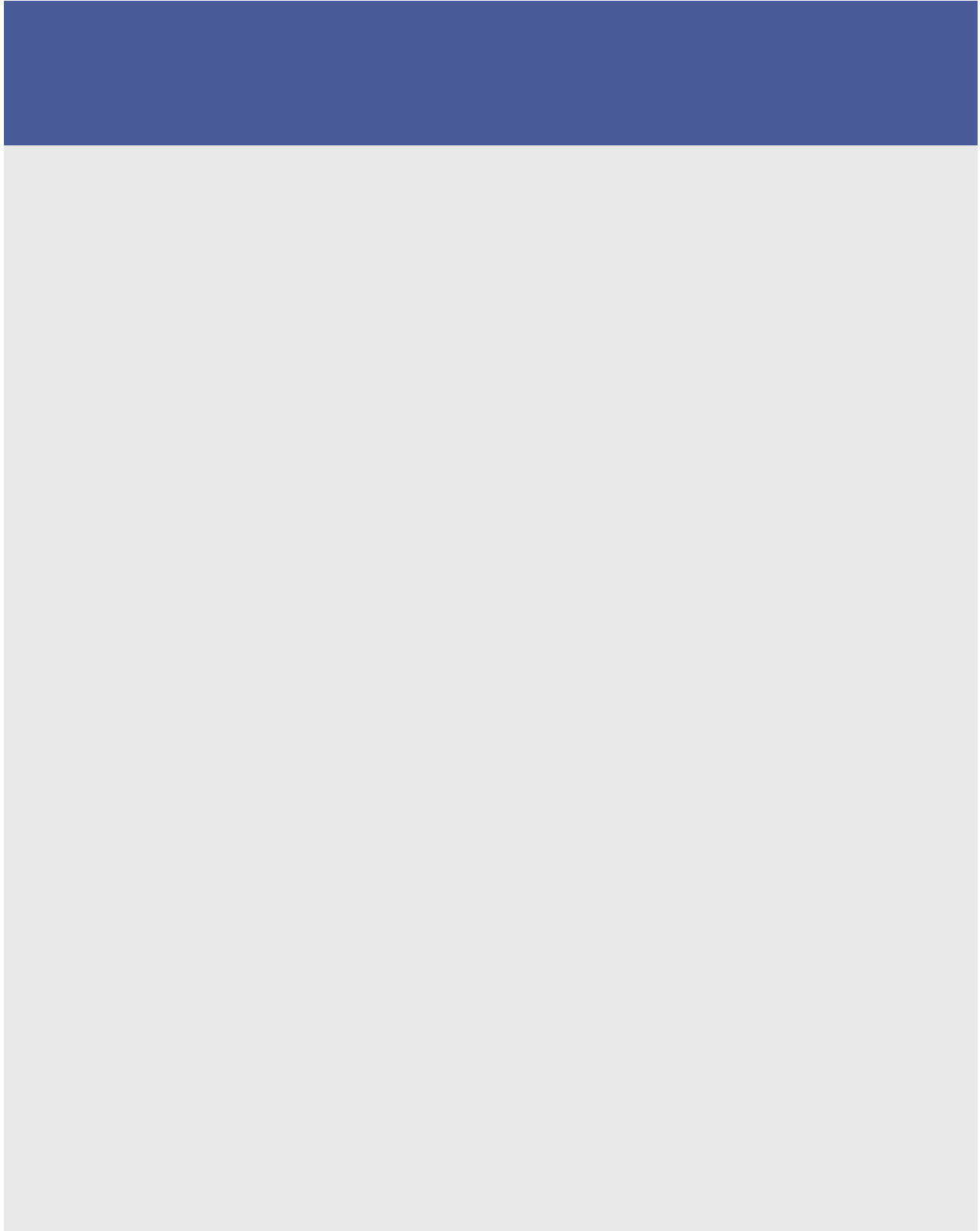




// // // //















®


®

®

®










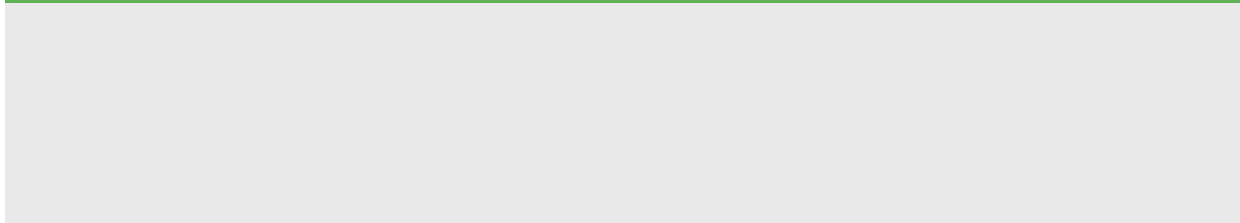












/ / /




















// //




2024

			2024				100%	"
"				"	"			
	2020	12%		2020	14.4%			
100%	"	"						
	2024		2024					



	2022	2023	2024
	827.15	1,020.27	1,020.02
	95.89%	95.73%	96.27%
	10.45	11.78	4.35
	26.53	38.76	23.84
	1,503.80	1,766.94	1,338.01
	21.45	17.19	15.73





“ ”

6 28

ESG

“ ”

“ ”

/

“ ”

—

2024 11 21-22

40



2024

“ ”

2024 10


“ ”

100%

// // /



" "



2024

"

CC

"

3

2024

2024				11	"		"
	900					2024	
10	80				"	"	"
			"		"		DIY
	200						



//

/



GMP

88.6% 2024
70.76%

4

25

- "

2024

1

"

"

"

"

"

-



12

24

2024

12

100%

2024

"

"

2024

185.46

118.11

82.46

" + " + " + "

2024

"

"

103

93

5

金额
(万元)

2024

" "

// /

2025

"

"

"

"

"

"

"

"

"

"

"

"

"

"

2025

"

"

"

"

"

"

"

"

	2022	2023	2024
	88, 573. 07	82, 350. 73	77, 279. 38
%	100	100	100
%	17. 45	17. 76	19. 97
%	25. 86	23. 85	19. 69
	11, 906	11, 608	11, 472
	6, 651	6, 518	6, 447
	5, 255	5, 090	5, 025
30	2, 545	2, 373	2, 386
31- 50	8, 128	7, 961	7, 995
51	1, 233	1, 274	1, 091
/	31. 33	34. 81	40. 92
%	1. 26	1. 36	2. 37
%	100	100	100
%	100	100	100
	5	5	5
%	100	100	100
%	100	100	100
	617	602	645
	12. 35	20. 54	15. 30
%	8. 1	10. 28	7. 6
	648. 22	162. 84	185. 46

!

378
200137 021-62510990
xd_dvxf@sinopharm.com
www.shyndec.com

2024

ESG

- 1
- 2
- 3
- 4
- 5
- 6
- 7
- 8

ESG

ESG



上海现代制药股份有限公司

Shanghai Shynd

国药集团成员企业 A Sinopharm Company